


Description

Distribution and trunk coaxial cable with messenger rope - 75 Ohm
 Outdoor cable for hung-up installation (Screening Class A)

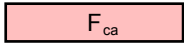


Data Sheet

CATV11AP



Class CPR acc. to UE 305/2011 (DoP)



The cable can be used in the field of application of the Construction Product Regulation (DoP) UE nr. 305/2011 for the class of performance specified on the related product label.

Standards

EN 50117-2-3

Fire-Resistance Rating

EN50575

Construction data

Inner conductor of plain copper	(Cu)	Ø 1,63 ± 0,03	mm
Dielectric of physical foam polyethylene	(PEG)	Ø 7,20 ± 0,10	mm
Aluminium/Polyester/Aluminium/Surlyne tape longitudinally overlapped and bonded to the dielectric	(Al/Pet/Al/Sur)		
Braid of tinned copper wires	(CuSn)		
Braid optical coverage (IEC 96-1)		63	%
Tracer Identifier	Year + Flag		
Water repellent sealing (sheath)	(Jelly2)		
Diameter under Sheath		Ø 7,85	mm
Outer sheath of Polyethylene - black - with carbonblack	(PE)	Ø 17,00 x 10,10 ± 0,15	mm
Messenger rope of zinc-plated steel	(FeZn)	7x0,80	mm

Printed each meter by yellow ink-jet :

CAVEL CATV 11 AP MADE IN ITALY 75 Ohm Euroclass Fca EN50117-2-3 gggaan m

(ggg=day)(aa=year)(n=batch) (m=meter marking)

Messenger Maximum tensile strength	500	kg
------------------------------------	-----	----

Physical data

Weight of copper conductors	34,57	kg/km
Total weight of cable	123,76	kg/km
Minimum bending radius (single/repeated bending)	100	mm
Maximum cable pulling strength	300	N
Fire Load	2.619 MJ/km	728 kWh/km

Electrical data

Characteristic impedance	200 MHz	75 ± 2	Ohm
Capacitance (@1kHz)		52 ± 2	pF/m
Velocity Ratio		85 %	
Inner conductor resistance		8,50	Ohm/km

ITALIANA CONDUTTORI s.r.l.

Viale Zanotti 90 I - 27027 Gropello Cairoli
 Tel +39-382.815150 Fax +39-0382.814212

Date

12/05/2017

Responsible

PierPaolo Piccinini

Description

Distribution and trunk coaxial cable with messenger rope - 75 Ohm

Outdoor cable for hung-up installation (Screening Class A)

Coaxial Cables

CAVEL®

since 1968

Data Sheet

CATV11AP

Outer conductor resistance	10	Ohm/km
Loop resistance	18,50	Ohm/km
Sheat Insulation voltage (spark test)	8	kV
Maximum current (Ieff)	16	A

Structural return loss (SRL)

5 - 470 MHz	>30 dB
470 - 1000 MHz	>28 dB
1000 - 2000 MHz	>23 dB
2000 - 3000 MHz	>20 dB

Screening Attenuation (SA)

SA-Class A

30 - 1000 MHz	>85 dB
1000 - 2000 MHz	>95 dB
2000 - 3000 MHz	>95 dB

Shield Transfer Impedance (Zt)

Zt-Class B

5 - 30 MHz

< 8 mΩ/m

Attenuation (at 20°C)

Frequency [MHz]	Attenuation [dB/100m]	Frequency [MHz]	Attenuation [dB/100m]
5	1,10	862	11,90
10	1,50	1000	12,80
30	2,20	1750	17,90
50	2,80	2150	19,80
200	5,60	2400	21,00
300	6,90	3000	24,00
470	8,80		

ITALIANA CONDUTTORI s.r.l.Viale Zanotti 90 I - 27027 Gropello Cairoli
Tel +39-382.815150 Fax +39-0382.814212

Date

12/05/2017

Responsible

PierPaolo Piccinini

Description

Distribution and trunk coaxial cable with messenger rope - 75 Ohm

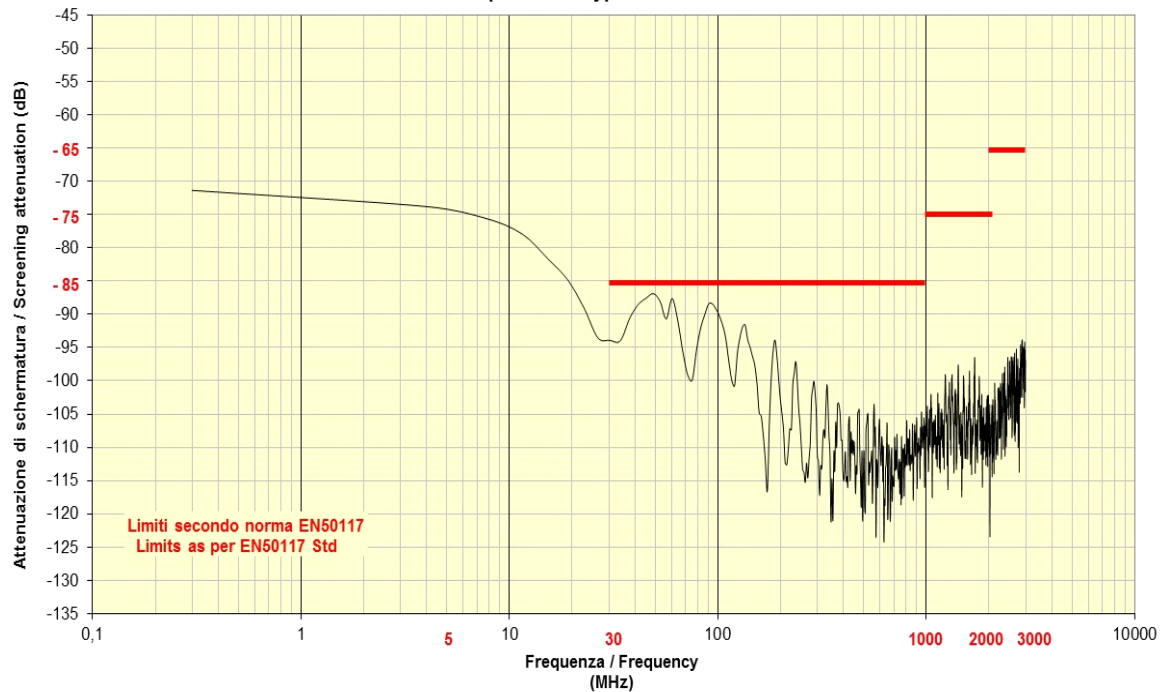
Outdoor cable for hung-up installation (Screening Class A)

Coaxial Cables

CAVEL®

since 1968

Data Sheet

CATV11AP**Attenuazione di schermatura / Screening Attenuation****Cavo classe A / A Class Cable****Cavo tipo / Cable type: CATV11AP****Connectors**

F163	Series F Crimp, F Crimp, for INDOOR installation, nitin-plated brass - 35,0 mm x 14,0 mm
FA17/73	Series F Twist-On, F Twist-On, for INDOOR installation, nitin-plated brass - 33,0 mm x 14,5 mm
FC11QM	Series F Compression, Quick Mount, for OUTDOOR installation
FM-TL232	Series F, male, for UNDERGROUND (Hardline) installation, nitin-plated brass - 76,0 mm x 31,0 mm
IEC14M-32	Series IEC (toolless), male, for UNDERGROUND (Hardline) installation, nitin-plated brass - 64,5 mm x 21,0 mm
NM-32	N Connector, male, for UNDERGROUND (Hardline) installation, nitin-plated brass - 62,5 mm x 21,0 mm
SR01-32	Adapter, for 11/50 - RG11, for UNDERGROUND (Hardline) installation

ITALIANA CONDUTTORI s.r.l.Viale Zanotti 90 I - 27027 Gropello Cairoli
Tel +39-382.815150 Fax +39-0382.814212

Date

12/05/2017

Responsible

PierPaolo Piccinini